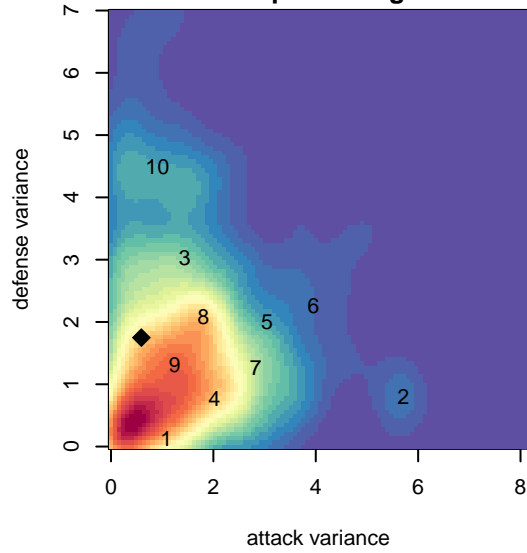
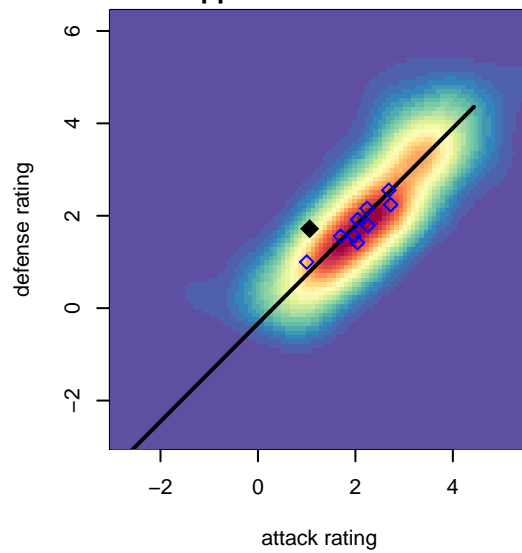


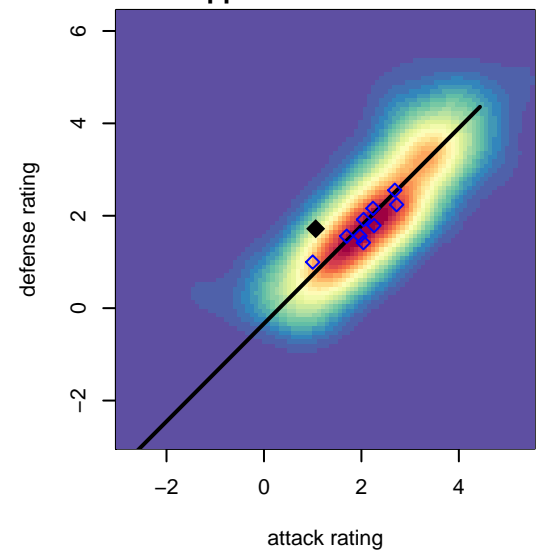
**attack and defense variance (black dot)
relative to other teams
and top 10 in region**



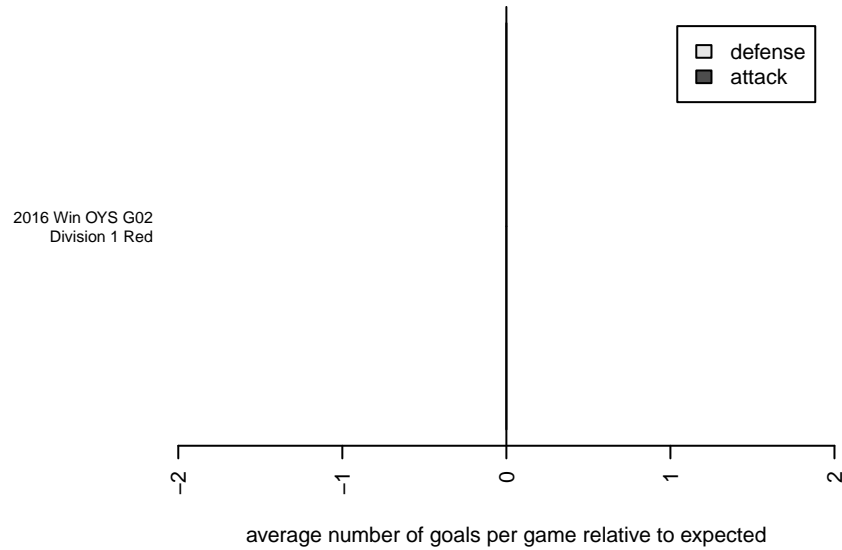
**attack and defense rating
relative to others at age
and all opponents in last 13 months**



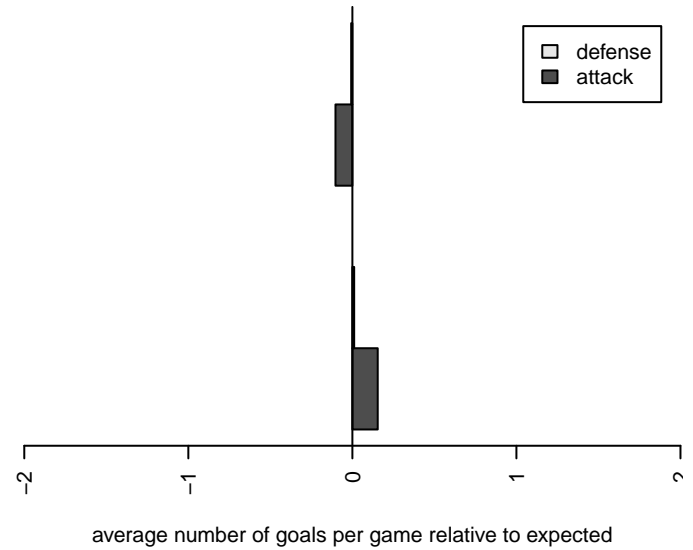
**attack and defense rating
relative to others at age
and all opponents in last 13 months**



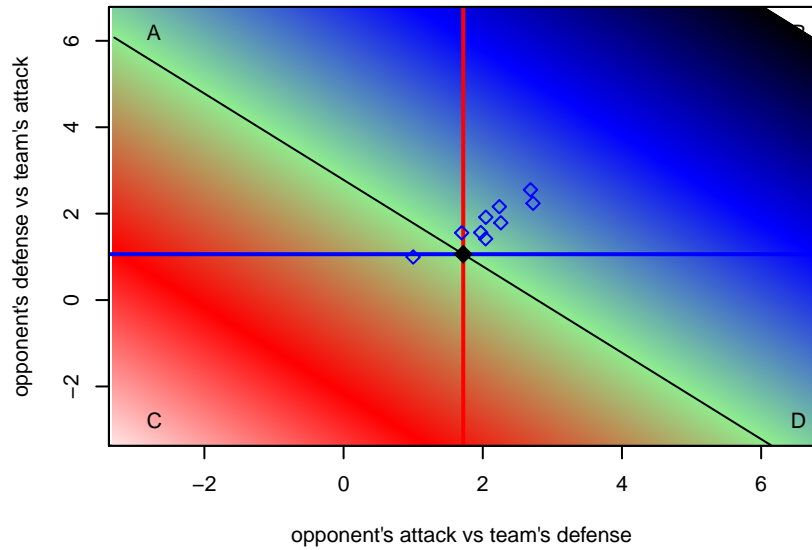
Performance relative to 13 month average



Performance relative to 13 month average



Distribution of opponents
 Red = Lose zone, Blue = Win zone, Green = Even
 Black line separates win/lose zones



lot. A=Neither has attack advantage, B=Opponent has both attack and defense advantage, C=Opponent has both attack and defense disadvantage, D=Both have

date	home		away		venue	pred.home	pred.away
2017-03-19	Pacific FC United G02	2	Pelada FA Deportiva G02	2	2016 Win OYS G02 Division 1 Red	1.24	0.66
2017-03-18	Pelada FA Deportiva G02	1	NWSC Impact G02	3	2016 Win OYS G02 Division 1 Red	0.42	1.45
2017-03-17	Bend FC Timbers Red G02	0	Pelada FA Deportiva G02	0	2016 Win OYS G02 Division 1 Red	1.79	0.31
2017-03-12	Westside Timbers Samba TS G02	0	Pelada FA Deportiva G02	0	2016 Win OYS G02 Division 1 Red	0.57	0.99
2017-02-26	THUSC Rapids G02	0	Pelada FA Deportiva G02	0	2016 Win OYS G02 Division 1 Red	1.06	0.61
2017-02-19	FC Portland White G02	3	Pelada FA Deportiva G02	0	2016 Win OYS G02 Division 1 Red	1.38	0.57
2017-02-18	Pelada FA Deportiva G02	1	Bend FC Timbers Red G02	1	2016 Win OYS G02 Division 1 Red	0.31	1.79
2017-02-12	Pelada FA Deportiva G02	0	Pelada FA McKenzie Strykers FC G02	0	2016 Win OYS G02 Division 1 Red	0.55	1.64
2017-02-11	Pelada FA Deportiva G02	0	Washington Timbers Red 2 G02	3	2016 Win OYS G02 Division 1 Red	0.33	2.46
2017-02-04	Pelada FA Deportiva G02	1	ETFC Force Red G02	4	2016 Win OYS G02 Division 1 Red	0.25	2.63